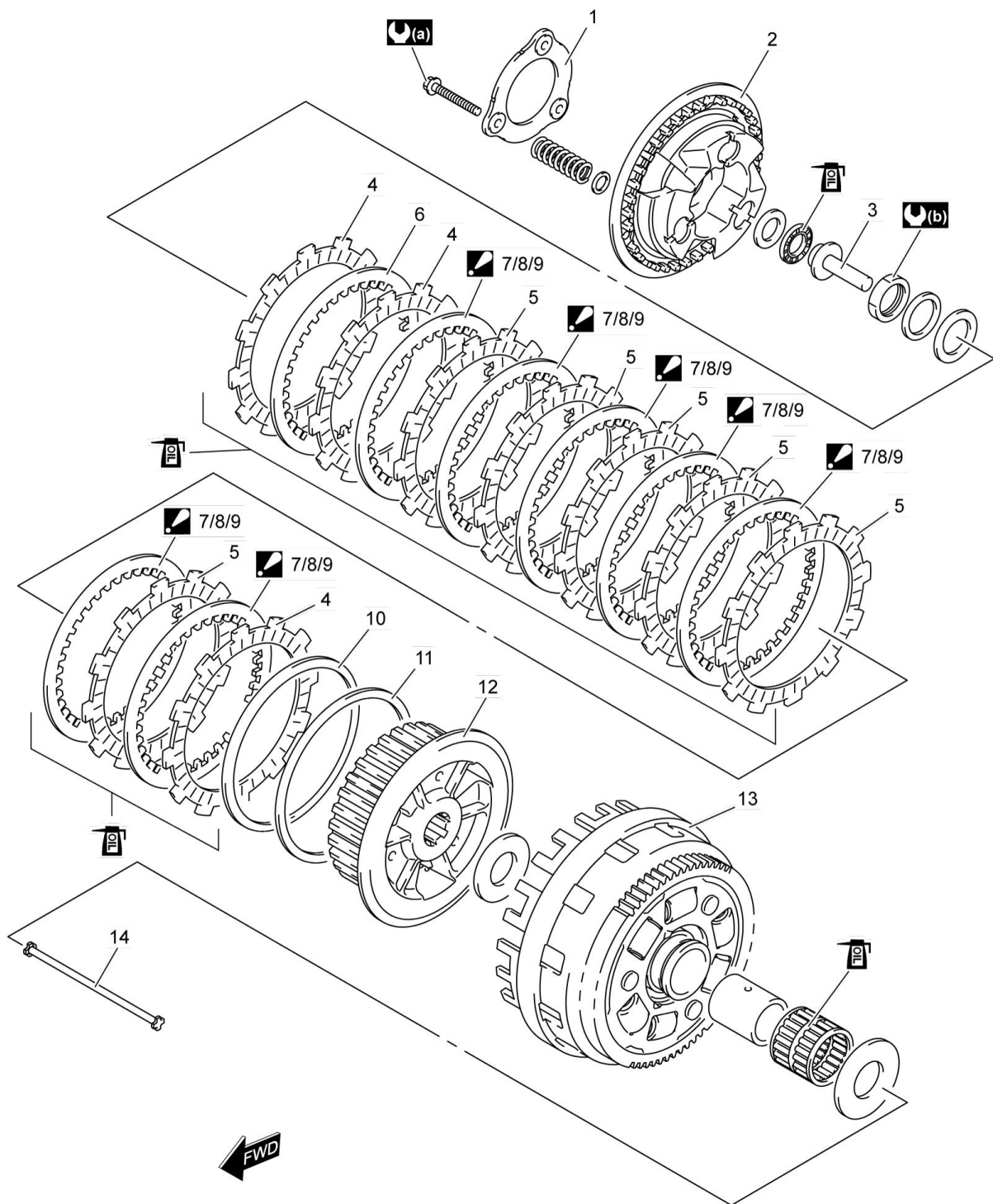








5C



## Clutch Components



1.	Stopper plate	 7.	Driven plate No. 1 (7 – 5 pcs.) : The driven plates No. 1, No. 3 and No. 4 are 7 pcs. in total.	13.	Primary driven gear assembly
2.	Clutch pressure plate	 8.	Driven plate No. 3 (0 – 2 pcs.) : The driven plates No. 1, No. 3 and No. 4 are 7 pcs. in total.	14.	Clutch push rod (right)

3.	Clutch push piece	 9.	Driven plate No. 4 (0 – 2 pcs.) : The driven plates No. 1, No. 3 and No. 4 are 7 pcs. in total.	 (a):	10 N·m (1.0 kgf-m, 7.5 lbf-ft)
4.	Drive plate No. 2	10.	Spring washer	 (b):	150 N·m (15.0 kgf-m, 108.5 lbf-ft)
5.	Drive plate No. 1	11.	Spring washer seat	 :	Apply engine oil.
6.	Driven plate No. 2	12.	Clutch sleeve hub		